

The image shows a blurred background of a coffee shop interior. On the left, there are several wooden shelves mounted on a dark wall, displaying various coffee-related items like jars and containers. In the center-right, there is a large illuminated sign with a star and the letter 'R'. The overall lighting is warm and focused on the shelves and sign.

**CINO**<sup>®</sup>  
*your barista*

[www.citaly.eu](http://www.citaly.eu)

[www.cino.cn](http://www.cino.cn)

**CINO**<sup>®</sup>  
*your barista*



**PINTA**

The logo for CINO, featuring the brand name in a white, sans-serif font on a black background.

Product Name	Pinta
Model	CN-A
Power	1200-1400W
Pump	20Bar
N.W./G.W.	2.6/3.4KGS
Water Tank	650ML
Dimension	337X102X220mm



### Color



### Capsule Systems



N and more ...

- PCT patent brewing unit, mini and cute design;
- Short lever with light pressure and good feeling;
- Breathing LED light;
- The shell is smooth and textured;
- Suitable for hotel room.



# CINO<sup>®</sup>

*your barista*

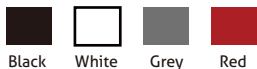


## JULIA

The CINO logo is displayed in white text on a black, trapezoidal background.

Product Name	<b>Julia</b>
Model	<b>CN-L</b>
Power	<b>1300-1500W</b>
Pump	<b>15Bar</b>
N.W./G.W	<b>3.2 / 4.1 KG</b>
Water Tank	<b>700ML</b>
Dimension	<b>355X102X246mm</b>

### Color



Black White Grey Red

### Capsule Systems



LB LMM and more ...

- Lever with light closure
- Machine with Logo illuminated
- Adjustable drip tray for different cup heights;
- Detachable water tank with flip open lid;
- Room temperature as an option
- Detachable drip tray for easy cleaning.



- Possibility setting the temperature
- Two different pre-infusion
- Different type of standby
- Descaling program
- Optional Milk frother or USB Deconto

# CINO<sup>®</sup>

*your barista*



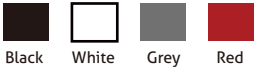
# JULIANA

CINO®

Product Name	Julia capsule coffee machine
Model	CN-LM
Power	1450-1900W
Pump	20Bar
N.W.	3.65/5.8KGS
Water Tank	700ml
Dimension	385X140X380mm



### Color



Black White Grey Red

### Capsule Systems



LB LMM and more ...



- Coffee machine with frother designed for cappuccino and latte;
- Safe and fast heating;
- Easy and quick water refill;
- Automatic ejection of used capsules 10-12 pcs ;
- Combos set for your cappuccino.

CINO®  
*your barista*



NINA



**CINO®**

Product Name	<b>Nina Base</b>
Model	<b>CN-N 01</b>
Power	<b>1200-1500W</b>
Pump	<b>15/20Bar</b>
N.W./G.W.	<b>3.6/4.6KGS</b>
Water Tank	<b>550ml</b>
Dimension	<b>110x365x265mm</b>

### Color



### Capsule Systems



N.

- Espresso/lungo coffee;
- Room temperature as an option
- Possibility setting the temperature
- Two different pre-infusion
- Different type of standby
- Descaling program
- Detachable water tank with flip open lid;
- Detachable drip tray for easy cleaning;
- Optional USB decont.



CINO®

*your barista*



NINA HOT

**CINO®**

**Product Name**            **Nina Hot**  
**Model**                      **CN-N 02**  
**Power**                      **1300-1500W**  
**Pump**                      **15/20Bar**  
**N.W./G.W.**                **3.6/4.6KGS**  
**Water Tank**              **550ml**  
**Dimension**                **110x365x265mm**

### Color



### Capsule Systems



N.



- Compact design;
- Espresso/lungo coffee, hot water, Americano ;
- Detachable water tank with flip open lid;
- Detachable drip tray for easy cleaning.

**CINO**<sup>®</sup>  
*your barista*



**NINA STEAM**

**CINO®**

Product Name	<b>Nina Steam</b>
Model	<b>CN-N 03</b>
Power	<b>1300-1500W</b>
Pump	<b>15/20Bar</b>
N.W./G.W.	<b>3.6/4.6KGS</b>
Water Tank	<b>550ml</b>
Dimension	<b>110x365x265mm</b>

#### Color



Black



Red



White

#### Capsule Systems



N.

- Compact design;
- Espresso/lungo coffee,Cappuccino;
- Detachable water tank with flip open lid;
- Detachable drip tray for easy cleaning.



CINO<sup>®</sup>

*your barista*



SVEZIA

**CINO®**

Product Name **Svezia**  
Model **CN-J**  
Power **1100-1450W**  
Pump **20Bar**  
N.W./G.W. **4.1/5.5KGS**  
Water Tank **1200ml**  
Dimension **190x330x260mm**

Color



Silver

Capsule Systems



N.

- Mirror finished stainless steel body;
- Water tank with flip open lid;
- capacity of used capsule container:15pcs;
- Swedish design by Sjostand Coffee Concept.



CINO®

*your barista*



ZOE M



CINQ®

Product Name	Zoe Manuale
Model	CN-Z02
Power	1100-1400W
Pump	15/20Bar
N.W./G.W.	3.1/4.0KG
Water Tank	1000ml
Dimension	162X305X260mm

#### Color



#### Capsule Systems



N.

- With good stability and easy to operate
- Optional side panels;
- Automatic ejection of used capsules (10-12 pcs).
- Safe and fast heating;
- Manual coffee volume control



CINO®  
*your barista*



ZOE

**CINO®**

Product Name	<b>Zoe Automatic</b>
Model	<b>CN-Z01</b>
Power	<b>1100-1400W</b>
Pump	<b>15/20Bar</b>
N.W./G.W.	<b>3.1/4.0KGS</b>
Water Tank	<b>1000ml</b>
Dimension	<b>162X305X260mm</b>

### Color



### Capsule Systems



- Setting your Espresso/Lungo coffee
- With good stability and easy to operate;
- Optional side panels;
- Automatic ejection of used capsules (10-12 pcs);
- Safe and fast heating.



Panel Y



ZOE POD/DISK

**CINO®**

Product Name	Capsule coffee machine
Model	CN-Z01
Power	1200-1400W
Pump	20Bar
N.W./G.W.	3.1/4.0 Kg.
Water Tank	1000ml
Dimension	162X305X260mm



Color



Black

Capsule Systems



DISK



POD

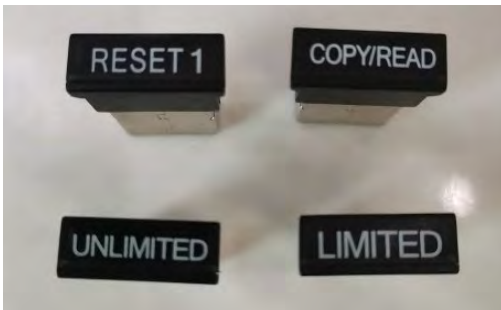



USB

- With good stability and easy to operate;
- Automatic ejection of used capsules (10-12 pcs);
- Safe and fast heating
- OPTIONAL: With the USB DECONTO function to control the machine

## The types of USB

- **USB UNLIMITED:** Unlock the coffee machine without restricting the number of uses, but cannot use to any coffee machine already registered with ID.
- **USB COPY / READ:** read and copy all digits included the remain q.ty of capsules.
- **USB LIMITED:** Unlock the machine until the limit of number registered.
- **USB RESET 1:** this USB reset only the quantity of capsule but NOT the ID that belong to your or your distributors.



CINO®  
*your barista*



BELINA

CINQ®

Nome Prodotto **Belina**  
Modello CN-B  
Potenza 900-1450W  
Pompa 20Bar  
Peso netto/lordo 3.8/4.7KG  
Serbatoio acqua 850ml  
Dimensioni 145x280x300mm

Colori



Nero Rosso Bianco

Capsule Systems



N

- Friendly design and Small size for home use
- Belgium Design
- Pre-booking request**





**CINO**<sup>®</sup>  
*your barista*



**LOLA**

CINO®

Product Name	<b>Lola</b>
Model	CN-C
Power	1300-1500W
Pump	15Bar
N.W./G.W.	3.0/4.0KGS
Water Tank	900ml
Dimension	167x308x302mm

Color



Capsule Systems



DG and more...

- Cute and stylish design for young fashion lovers;
- Unique spinning flow extraction;
- Multi-purpose smart temperature control;
- 7-cup sizes;
- WiFi option.
- Pre-booking request**



CINO®  
*your barista*



LOLA A

**CINO®**

Product Name	<b>Lola A</b>
Model	CN-CA
Power	1300-1500W
Pump	15/20Bar
N.W./G.W.	3.0/4.0KGS
Water Tank	900ml
Dimension	167x308x302mm

### Color



### Capsule Systems



- Cute and stylish for young fashion lovers;
- Unique spinning flow extraction ;
- Espresso and Americano two volume;
- User-friendly design.



CINO®  
*your barista*



ZORRO A

**CINO®**

Product Name **Zorro A**  
Model **CN-UA**  
Power **1200-1400W**  
Pump **15/20Bar**  
N.W./G.W. **3.1/4.1KGS**  
Water Tank **550ml**  
Dimension **135x280x303mm**

### Color



Black Red White

### Capsule Systems



DG FAP C. LB LM and more ...

- 7-cup sizes, DIY volumes;
- Hot and cold (room temperature) for beverage options;
- Removable water tank with plumbed in tube;
- Automatic self cleaning;
- Pre-booking request**



CINO®  
*your barista*



ZORRO

**CINO®**

Product Name	<b>Zorro</b>
Model	CN-U
Power	1200-1400W
Pump	15/20Bar
N.W./G.W.	3.0/3.8KGS
Water Tank	550ml
Dimension	135x280x280mm

### Color



### Capsule Systems



- One-touch button for easy operation.
- Italian pump;
- Easy-to-fit water tank;
- Adjustable drip tray.





CINO®  
*your barista*



MINI KUP

CINO®

Product Name	<b>Mini Kup</b>
Model	CN-KS
Power	850-1000W
N.W./G.W.	1.5/2.0 KGS
Water tank	290mL
Dimension	220x130x260mm

Color



Black

Capsule Systems



K.

- No need to measuring the water;
- K-compact single serve coffee machine;
- Brew multiple cup size from 3 to 8 ounce;
- Automatic power off after brewing coffee;
- One simple button controls and brewing a great tasting cup in 2 minutes;
- Pre-booking request**



CINO®  
*your barista*



MILK FROTHER

CINO®

Product Name	Milk frother
Model	CNMF-09
Power	400W
N.W./G.W.	0.75/0.9KGS
Capacity	250ml
Dimension	118x168x200mm

#### Color



Black



White

- One button with dual functions;
- Two color casing - black, white;
- Automatic shut off;
- Perfect choice for gourmet coffee lovers if used with CINO coffee machines.



**CINO®**  
*your barista*



**MILK FROTHER**

CINO®

Product Name	Milk frother
Model	CNMF-02
Power	400W
N.W./G.W.	0.75/0.9KGS
Capacity	250ml
Dimension	118x168x200mm



#### Color



Stainless  
steel

- One button with dual functions;
- Advanced design and textured appearance ;
- Automatic shut off;
- Perfect choice for gourmet coffee lovers if used with CINO coffee machines.
- Only available with purchase of "JULIANA"



CINO®

*your barista*



**CNMF-10**

**MILK FROTHER**

CINO®

Product Name	Milk Frother
Model	CNMF-10
Power	500-550W
Quantity	6pc/CTN
N.W.	1.0/1.4KG
Jug capacity	700ml
Milk max capacity	450ml
Dimension	166x124x215mm



## Color



Stainless  
steel

- Detachable S/S #304 jug(dishwasher safe)
- Automatic shut off when finish working
- Precious temperature control-innovative technology
- Unique safety switch
- Makes hot or cold milk froth for Cappuccino or iced drinks
- Heats milk for Latte and other hot drinks
- Able to make hot chocolate also



The image features a blurred background of a coffee shop interior. On the left, there are several wooden shelves mounted on a dark wall, displaying various coffee-related items like jars and containers. In the center-right, a large illuminated sign is visible, featuring a star and the letters 'R'. The overall lighting is warm and focused on the shelves and sign.

**CINO**<sup>®</sup>  
*your barista*

# MACHINE

# OCS

[www.citaly.eu](http://www.citaly.eu) - [www.cino.cn](http://www.cino.cn)

CINO<sup>®</sup>

*your barista*



**OCEAN**

The logo for CINO, featuring the brand name in a white, sans-serif font on a black background.

Product Name	Ocean capsule coffee machine
Model	CN-O
Power	1400-1600W
Pump	20Bar
N.W./G.W.	7.3/8.3KGS
Water Tank	2L
Dimension	251X338X290mm



Color



concrete grey

Capsule Systems



N. DISC. and more ...



- Small cup raising tray;
- Ideal for workplace to provide a wide range of coffee recipes ;
- With 30 serving consecutive brewing and 6 selections ;
- Warm cup function, retain the flavor of coffee ;
- Adjustable nozzle for different cups ;
- Motor driven, automatic drop.
- Connection port: RS232 - USB

# BEAN

CINO<sup>®</sup>

*your barista*



Coffee bean machine - Automatic

CINO®

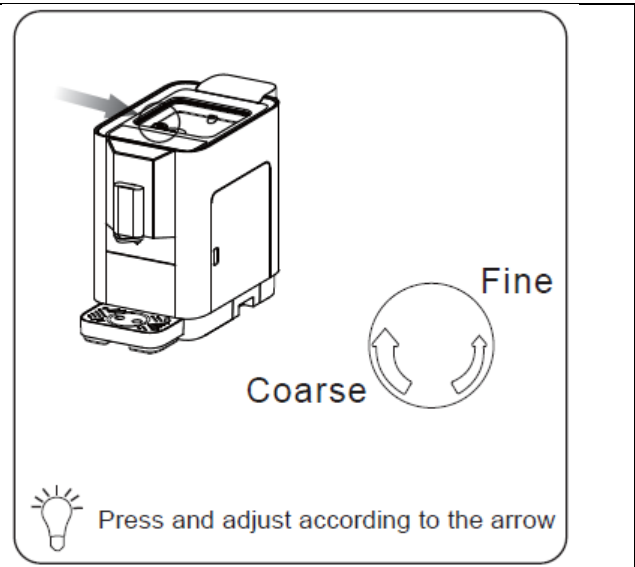
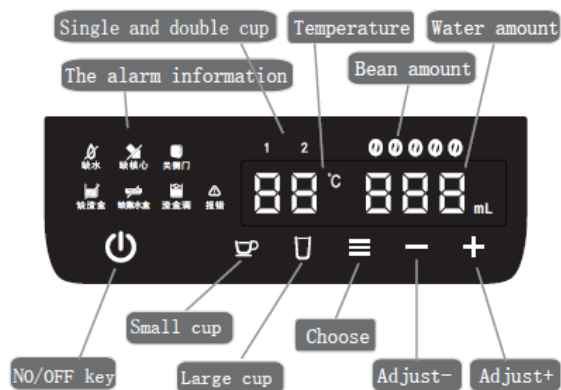
Product Name: BEAN  
Model: CN-ME 720  
Power: 1200W  
Pump: 19 Bar  
N.W./G.W.: 8.9/10.5kg  
Product Size: 465×220×356(L/W/H)  
Carton Size: 550×300×445(L/W/H)



Adjustable brewing volume: 20 to 110ml;  
Water tank 1,8 lt.  
Adjustable temperature ;  
Adjustable coffee grinder with 5 levels of graininess;  
Coffee beans container from 250 g;  
Nose excursion dispenser of 100 a 140 mm.  
Container for used pods of 10 pezzi;  
Removable brewing unit for easy cleaning;  
Removable drip tray with water level indicator.



### Control Panel



CINO®  
*your barista*

MACHINE  
HO.RE.C.A

CINO<sup>®</sup>

*your barista*



BARETTO A

CINO®

Product Name	Baretto A
Model	CN-FA
Power	1400-1600W
Pump	20(15) (2.5)Bar
N.W./G.W.	6.0/7.4KGS
Water Tank	1.9L
Dimension	323X188X396mm

Color



Black



Capsule Systems



DG K and more ...

- Volume adjustable;
- Temperature adjustable;
- Large removable water tank;
- Safe and fast heating;
- USB optional.





**CINO**<sup>®</sup>  
*your barista*



**KUP**

**CINO®**

Product Name **KUP**  
Model **CN-K**  
Power **1350-1650W**  
Pump **2.5Bar**  
N.W./G.W. **3.5/4.5KGS**  
Water Tank **1400ml**  
Dimension **210X300X355mm**



Color



Capsule Systems



K and more...

- Drawer type capsule holder;
- Instant heating elements to ensure safety;
- Removable water tank;
- Detachable drip tray for easy cleaning.



**CINO**<sup>®</sup>  
*your barista*



**KUP A**

The logo for CINO, featuring the brand name in a white, sans-serif font on a black background.

Product Name	<b>Kup A</b>
Model	CN-KA
Power	1400-1600W
Pump	15/20Bar
N.W./G.W.	3.5/4.5KGS
Water Tank	1400ml
Dimension	210x300x355mm

### Color



Black



Red



White

### Capsule Systems



DG and more...

- Cappuccino, Espresso and Americano, all in one;
- Detachable water tank with flip open lid;
- Detachable drip tray for easy cleaning;
- GPRS function, adjust volume, brewing time and temperature by upgrade;
- Optional USB decont.



**CINO**<sup>®</sup>  
*your barista*



**KUP B**

The logo for CINO, featuring the brand name in a white, sans-serif font on a black background.

Product Name	Kup B
Model	CN-KB
Power	1400-1600W
Pump	15/20Bar
N.W./G.W.	3.5/4.5KGS
Water Tank	1400ml
Dimension	210X300X355mm

### Color



### Capsule Systems



DG and more...

- Cappuccino, Espresso and Americano, all in one;
- Detachable water tank with flip open lid;
- Detachable drip tray for easy cleaning;
- Multi-purpose smart temperature control 7 volume option.



CINO®  
*your barista*



GAIA

The logo for CINQ, featuring the brand name in a white, sans-serif font on a black background.

Product Name	Gaia
Model	CN-G
Power	1300-1500W
Pump	20Bar
N.W./G.W.	14/17.5KGS
Water Tank	2.7L
Dimension	350X490X400mm



Color



Black

Capsule Systems



N. FAP LB DG POD K C. and more ...



- Smart operating systems with touch screen  
Designed for espresso, lungo, cappuccino, caffe latte, macchiato, water;
- Venturi milk system;
- Easy to clean;
- Cup warmer.



CINO<sup>®</sup>

*your barista*



**MAIA**

CINO®

Product Name Maia  
Model CN-DD  
Power 2600-3000W  
Pump 20Bar  
N.W./G.W. 24.0/29KGS  
Water Tank 2700ml  
Dimension 540x480x430mm



### Color



### Capsule Systems



and more ...



- Smart dual operating systems with LED display;
- 2 thermoblocks for coffee, 1 boiler for steam and hot water;
- Highly efficient multi-pumps - 2 for coffee, 1 for hot water;
- Removable water tank with plumbed in tube;
- 304 stainless steel high quality housing;
- Detachable drip tray for easy cleaning;
- Two built-in capsule containers with capacity of 30pcs used capsules for each.

# CUP WARMER

**CINO**<sup>®</sup>  
*your barista*



Product Name:	Cup warmer
Model:	CN-NB-1
Power	140W
Product Size:	360×250×550mm(L/W/H)
Carton Size:	385×290×570mm(L/W/H)

**Features:**

- Warm cup temperature is high: 0-75°
- Simple appearance
- All stainless steel material
- Large space utilization
- Is a good partner for other machines
- There is a possibility to have a special plastic grid material that can be placed on each heating surface, this to avoid burns, for easy cleaning, and for a faster uniform dispersion of heat towards the cups. (its optional )

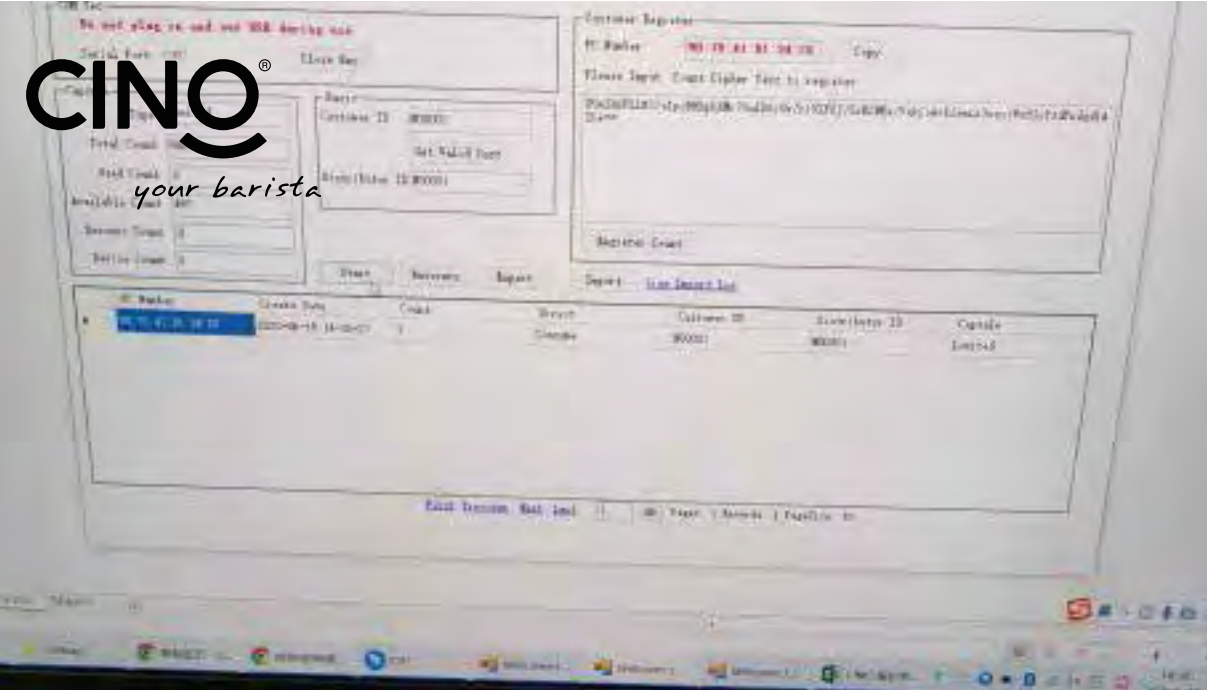


CINO®  
*your barista*

ACCESSORY &  
OPTIONAL

CINO<sup>®</sup>

your barista



USB DECONTO

CINO®

Product: USB DECONTO

The light red/blue is indicated the transfer USB data.



Capsule Systems N/FAP/LB/LMM/DG/POD/DISK

Matching machine available



N



L



Z



KUP DG



FF

## The types of USB

- **USB UNLIMITED:** Unlock the coffee machine without restricting the number of uses, but cannot use to any coffee machine already registered with ID.
- **USB COPY / READ:** read and copy all digits included the remain q.ty of capsules.
- **USB LIMITED:** Unlock the machine until the limit of number registered.
- **USB RESET 1:** this USB reset only the quantity of capsule but NOT the ID that belong to your or your distributors.





CINO®

Nome Prodotto **Storage Box**

Modello CN-SB

Colori



NERO



### Information:

Product Size : 365x265x124 mm

Carton Size : 375x275x135 mm

N.W./G.W. : 2.0/ 2.3kg

Carton Pack : 1 pcs/carton

Material: ABS



Name of Product **SIRINGA**  
Ref. **A\_SIRINGA A+B**

In the absence of water to the pump this tool is used for manual priming of the pump.



The logo for CINO, featuring the brand name in a white, sans-serif font on a black background.

Product Name **Anticalcare**  
Model **A PERFETTO**

Perfetto, three advantages in one:

- 1 enhanced coffee taste
- 2 the coffee machine lasts longer
- 3 protects coffee machines from limescale

## Technical Specifications



low hardness water (15°F / 8°dH)		medium hardness water (25°F / 14°dH)		high hardness water (35°F / 19°dH)	
litres	coffee (30cc)	litres	coffee (30cc)	litres	coffee (30cc)
50	1666	29	966	21	700

Exchange capacity is influenced by water quality and time of use

dimensions mm	water temperature
100 x 90	4-30 °C   39- 86 °F

Suitable for tanks with capacity up to 2.5 litres

Ion Exchanger conforming to WRAS BS 6920 and FDA CFR 21

**CINO®**

Product Name **Decalcificante**

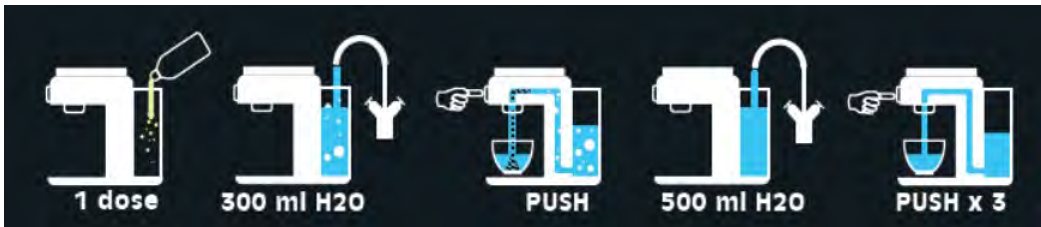
Model **A\_RIO PLUS**



Specifically formulated to effectively descale hot water tanks and components of coffee and espresso machinery.

Non-toxic, eco-friendly and safe liquid descaler.

Tough on scale and specifically formulated to include compounds that ensure it is safe to use on aluminium, brass and stainless steel.



# CINQ®

Product Name **Sgrassante**  
Model **A\_DEGREASER**



- Remove coffee grease residues, ensuring optimal machine performance.

- The coffee machine lasts longer

- Regular maintenance enhances the taste of the coffee and ensures a full aroma.



CINO®

Product Name **Detergente**  
Model **A\_SANIMILK**



## Milk frother cleaner

Breaks down milk protein, fat and calcium build-up.  
Cycles through auto-frothers for easy cleanup  
Cleans milk lines of auto-frothers and traditional  
steam wands and steel pitchers.

Sanimilk also leaves no trace of odour after rinsing.  
The ingredients and formulation of the products are  
safe for use, leave no harmful residues and do not  
cause corrosion within the coffee machine.



The image features a blurred background of a modern coffee shop interior. On the left, there are several wooden shelves mounted on a dark wall, displaying various coffee-related items like jars and containers. In the center-right, a large wooden sign is visible, featuring a star and the letters 'R'. The overall lighting is warm and focused on the shop's details.

**CINO**<sup>®</sup>  
*your barista*

**MAIA**  
**OPTIONAL**

**CINO®**

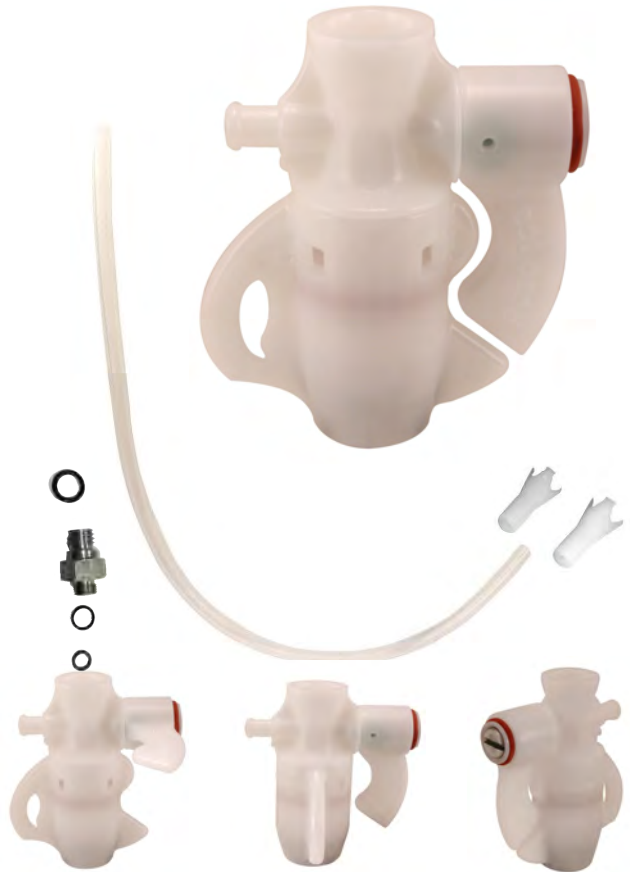
Product Name  
Model

**CAP-CINO**  
**CN-CAP**

Color



white



Description:

- Excellent Venturi system for cappuccino
- Easy to clean
- Two function: milk foam or heat milk without foaming
- Simple and fast to apply to your professional coffee machine
- Temperature adjustable with two reducers: 60° - 65°C



**CINO®**

Product Name **Griglia- Grid**

Model **OP\_GRIGLIA**

**Information:**

Product Size : 212 x 184 x 63 mm

Peso : 0.5 kg

Material: ABS

Grid for used capsules  
container, suitable for  
STORAGE BOX and MAIA



**CINQ**<sup>®</sup>

Name of Product **DRAWER DUAL BREWING FOR LB**

Reference n. **43.99.2**



Drawer for MAIA LB group  
for double brewing