

The image shows a blurred background of a coffee shop interior. On the left, there are wooden shelves filled with various coffee-making equipment like grinders and scales. In the center, a menu board is visible. On the right, a large illuminated sign features a star and the letters 'R'.

CINO[®]
your barista

www.citaly.eu

www.cino.cn

CINO[®]
your barista



PINTA

The logo for CINO, featuring the brand name in a white, sans-serif font on a black background.

Product Name	Pinta
Model	CN-A
Power	1200-1400W
Pump	20Bar
N.W./G.W.	2.6/3.4KGS
Water Tank	650ML
Dimension	337X102X220mm



Color



Capsule Systems



N and more ...



- PCT patent brewing unit, mini and cute design;
- Short lever with light pressure and good feeling;
- Breathing LED light;
- The shell is smooth and textured;
- Suitable for hotel room.

CINO[®]
your barista

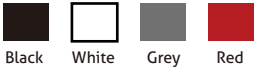


JULIA

The logo for CINO, featuring the brand name in a white, sans-serif font on a black background.

Product Name	Julia
Model	CN-L
Power	1300-1500W
Pump	15Bar
N.W.	2.9KG
Water Tank	700ML
Dimension	355X102X246mm

Color



Capsule Systems



- Lever with light closure
- Machine with Logo illuminated
- Adjustable drip tray for different cup heights;
- Detachable water tank with flip open lid;
- Room temperature as an option
- Detachable drip tray for easy cleaning.



- Possibility setting the temperature
- Two different pre-infusion
- Different type of standby
- Descaling program
- Optional Milk frother or USB Deconto

CINO[®]

your barista



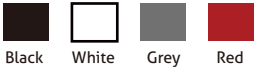
JULIANA

The logo for CINO, featuring the brand name in a white, sans-serif font on a black background.

Product Name	Julia capsule coffee machine
Model	CN-LM
Power	1450-1900W
Pump	20Bar
N.W.	3.65/5.8KGS
Water Tank	700ml
Dimension	385X140X380mm



Color



Capsule Systems



LB LMM and more ...



- Coffee machine with frother designed for cappuccino and latte;
- Safe and fast heating;
- Easy and quick water refill;
- Automatic ejection of used capsules 10-12 pcs ;
- Combos set for your cappuccino.

CINO®
your barista



NINA

CINO®

Product Name	Nina Base
Model	CN-N 01
Power	1200-1500W
Pump	15/20Bar
N.W./G.W.	3.6/4.6KGS
Water Tank	550ml
Dimension	110x365x265mm

Color



Capsule Systems



N.

- Espresso/lungo coffee;
- Room temperature as an option
- Possibility setting the temperature
- Two different pre-infusion
- Different type of standby
- Descaling program
- Detachable water tank with flip open lid;
- Detachable drip tray for easy cleaning;
- Optional USB decont.



CINO®

your barista



NINA HOT

CINO®

Product Name **Nina Hot**
Model **CN-N 02**
Power **1300-1500W**
Pump **15/20Bar**
N.W./G.W. **3.6/4.6KGS**
Water Tank **550ml**
Dimension **110x365x265mm**

Color



Capsule Systems



N.



- Compact design;
- Espresso/lungo coffee, hot water, Americano ;
- Detachable water tank with flip open lid;
- Detachable drip tray for easy cleaning.

CINO[®]
your barista



NINA STEAM

CINO[®]

Product Name	Nina Steam
Model	CN-N 03
Power	1300-1500W
Pump	15/20Bar
N.W./G.W.	3.6/4.6KGS
Water Tank	550ml
Dimension	110x365x265mm

Color



Black



Red



White

Capsule Systems



N.



- Compact design;
- Espresso/lungo coffee,Cappuccino;
- Detachable water tank with flip open lid;
- Detachable drip tray for easy cleaning.

CINO[®]

your barista



SVEZIA

CINO®

Product Name **Svezia**
Model **CN-J**
Power **1100-1450W**
Pump **20Bar**
N.W./G.W. **4.1/5.5KGS**
Water Tank **1200ml**
Dimension **190x330x260mm**

Color



Silver

Capsule Systems



N.

- Mirror finished stainless steel body;
- Water tank with flip open lid;
- capacity of used capsule container:15pcs;
- Swedish design by Sjostand Coffee Concept.



CINO®

your barista



ZOE M

CINQ®

Product Name	Zoe Manuale
Model	CN-Z02
Power	1100-1400W
Pump	15/20Bar
N.W./G.W.	3.1/4.0KG
Water Tank	1000ml
Dimension	162X305X260mm

Color



Capsule Systems



N.

- With good stability and easy to operate
- Optional side panels;
- Automatic ejection of used capsules (10-12 pcs).
- Safe and fast heating;
- Manual coffee volume control



CINO®
your barista



ZOE

CINO®

Product Name	Zoe Automatic
Model	CN-Z01
Power	1100-1400W
Pump	15/20Bar
N.W./G.W.	3.1/4.0KGS
Water Tank	1000ml
Dimension	162X305X260mm

Color



Capsule Systems



- Setting your Espresso/Lungo coffee
- With good stability and easy to operate;
- Optional side panels;
- Automatic ejection of used capsules (10-12 pcs);
- Safe and fast heating.



Panel Y



ZOE POD/DISK

CINO®

Product Name	Capsule coffee machine
Model	CN-Z01
Power	1200-1400W
Pump	20Bar
N.W./G.W.	3.1/4.0 Kg.
Water Tank	1000ml
Dimension	162X305X260mm



Color



Black

Capsule Systems



DISK



POD


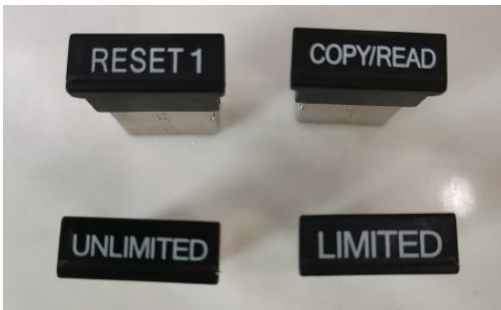


USB

- With good stability and easy to operate;
- Automatic ejection of used capsules (10-12 pcs);
- Safe and fast heating
- OPTIONAL: With the USB DECONTO function to control the machine

The types of USB

- **USB UNLIMITED:** Unlock the coffee machine without restricting the number of uses, but cannot use to any coffee machine already registered with ID.
- **USB COPY / READ:** read and copy all digits included the remain q.ty of capsules.
- **USB LIMITED:** Unlock the machine until the limit of number registered.
- **USB RESET 1:** this USB reset only the quantity of capsule but NOT the ID that belong to your or your distributors.



CINO[®]
your barista



BELINA

CINQ®

Nome Prodotto **Belina**
Modello CN-B
Potenza 900-1450W
Pompa 20Bar
Peso netto/lordo 3.8/4.7KG
Serbatoio acqua 850ml
Dimensioni 145x280x300mm

Colori



Nero Rosso Bianco

Capsule Systems



N

- Friendly design and Small size for home use
- Belgium Design
- Pre-booking request**



CINO[®]
your barista



LOLA

CINO®

Product Name	Lola
Model	CN-C
Power	1300-1500W
Pump	15Bar
N.W./G.W.	3.0/4.0KGS
Water Tank	900ml
Dimension	167x308x302mm

Color



Capsule Systems



DG and more...

- Cute and stylish design for young fashion lovers;
- Unique spinning flow extraction;
- Multi-purpose smart temperature control;
- 7-cup sizes;
- WiFi option.
- Pre-booking request**



CINO®
your barista



LOLA A

CINQ[®]

Product Name	Lola A
Model	CN-CA
Power	1300-1500W
Pump	15/20Bar
N.W./G.W.	3.0/4.0KGS
Water Tank	900ml
Dimension	167x308x302mm

Color



Black Red White

Capsule Systems



DG LB and more...

- Cute and stylish for young fashion lovers;
- Unique spinning flow extraction ;
- Espresso and Americano two volume;
- User-friendly design.



CINO[®]
your barista



ZORRO A

CINO®

Product Name **Zorro A**
Model **CN-UA**
Power **1200-1400W**
Pump **15/20Bar**
N.W./G.W. **3.1/4.1KGS**
Water Tank **550ml**
Dimension **135x280x303mm**

Color



Black Red White

Capsule Systems



DG FAP C LB LM and more ...

- 7-cup sizes, DIY volumes;
- Hot and cold (room temperature) for beverage options;
- Removable water tank with plumbed in tube;
- Automatic self cleaning;
- Pre-booking request**



CINO®
your barista



ZORRO

CINO®

Product Name	Zorro
Model	CN-U
Power	1200-1400W
Pump	15/20Bar
N.W./G.W.	3.0/3.8KGS
Water Tank	550ml
Dimension	135x280x280mm

Color



Capsule Systems



- One-touch button for easy operation.
- Italian pump;
- Easy-to-fit water tank;
- Adjustable drip tray.



CINO[®]
your barista



MINI KUP

CINO®

Product Name	Mini Kup
Model	CN-KS
Power	850-1000W
N.W./G.W.	1.5/2.0 KGS
Water tank	290mL
Dimension	220x130x260mm

Color



Black

Capsule Systems



K.

- No need to measuring the water;
- K-compact single serve coffee machine;
- Brew multiple cup size from 3 to 8 ounce;
- Automatic power off after brewing coffee;
- One simple button controls and brewing a great tasting cup in 2 minutes;
- Pre-booking request**



CINO®
your barista



MILK FROTHER

CINO®

Product Name	Milk frother
Model	CNMF-09
Power	400W
N.W./G.W.	0.75/0.9KGS
Capacity	250ml
Dimension	118x168x200mm

Color



Black



White

- One button with dual functions;
- Two color casing - black, white;
- Automatic shut off;
- Perfect choice for gourmet coffee lovers if used with CINO coffee machines.



CINO[®]
your barista



MILK FROTHER

CINO®

Product Name	Milk frother
Model	CNMF-02
Power	400W
N.W./G.W.	0.75/0.9KGS
Capacity	250ml
Dimension	118x168x200mm



Color



Stainless
steel

- One button with dual functions;
- Advanced design and textured appearance ;
- Automatic shut off;
- Perfect choice for gourmet coffee lovers if used with CINO coffee machines.
- Only available with purchase of "JULIANA"



CINO®

your barista



CNMF-10

MILK FROTHER

CINO®

Product Name	Milk Frother
Model	CNMF-10
Power	500-550W
Quantity	6pc/CTN
N.W.	1.0/1.4KG
Jug capacity	700ml
Milk max capacity	450ml
Dimension	166x124x215mm



Color



Stainless
steel

- Detachable S/S #304 jug(dishwasher safe)
- Automatic shut off when finish working
- Precious temperature control-innovative technology
- Unique safety switch
- Makes hot or cold milk froth for Cappuccino or iced drinks
- Heats milk for Latte and other hot drinks
- Able to make hot chocolate also